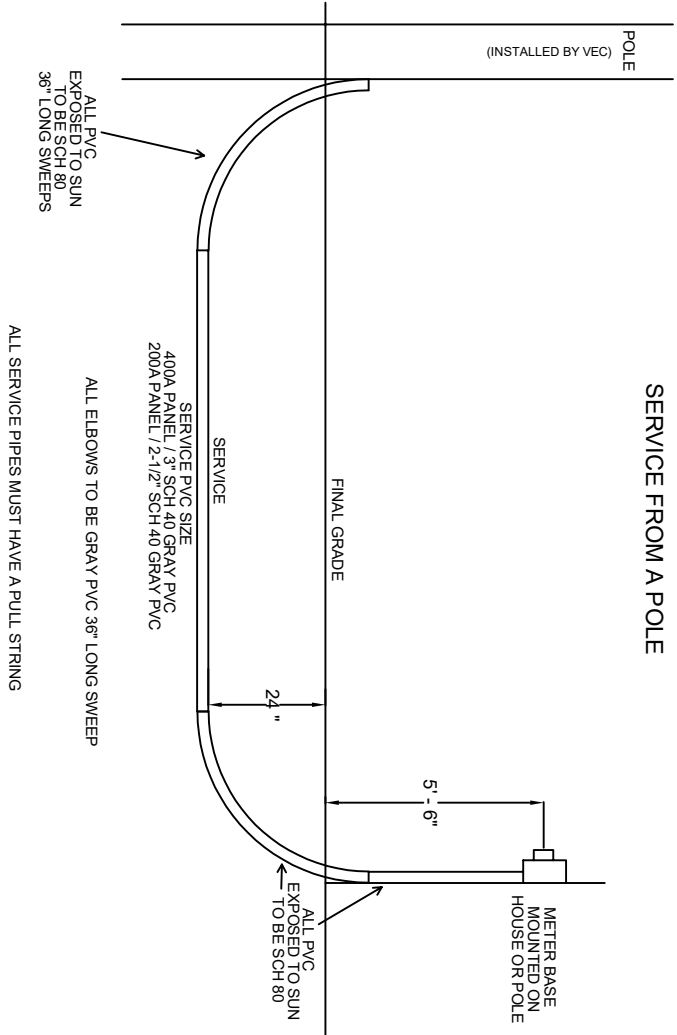
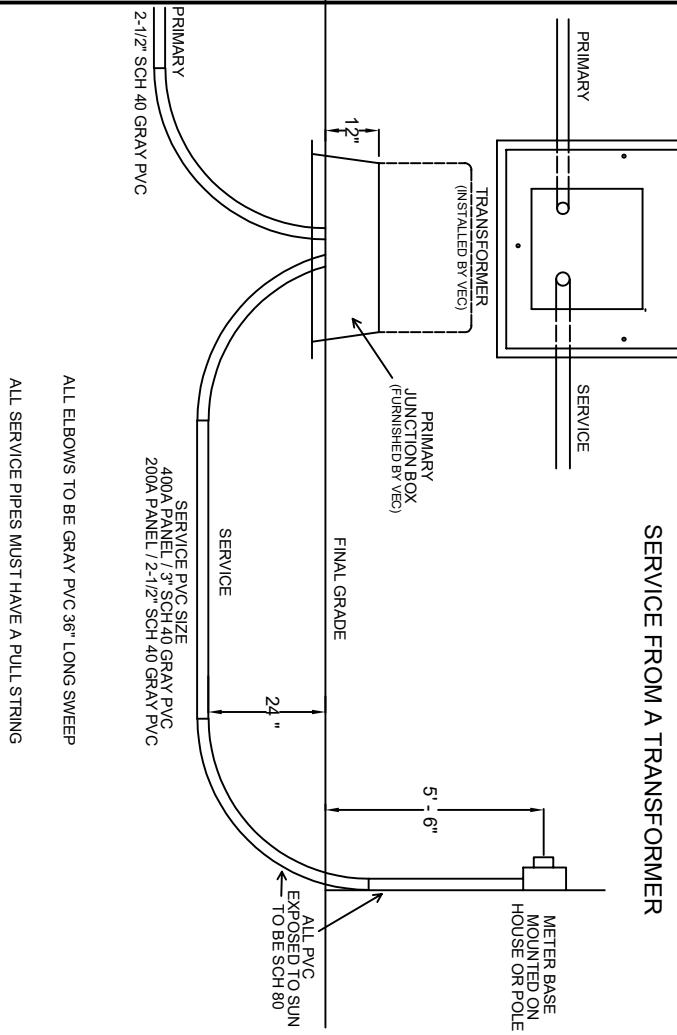


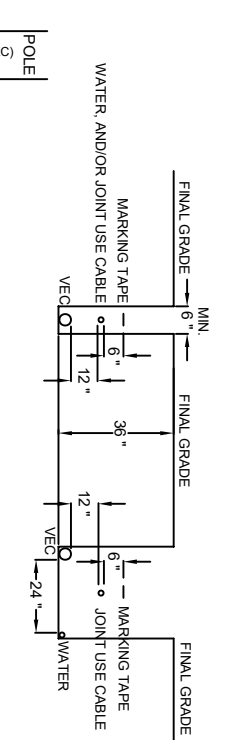
**SERVICE FROM A POLE**



**SERVICE FROM A TRANSFORMER**



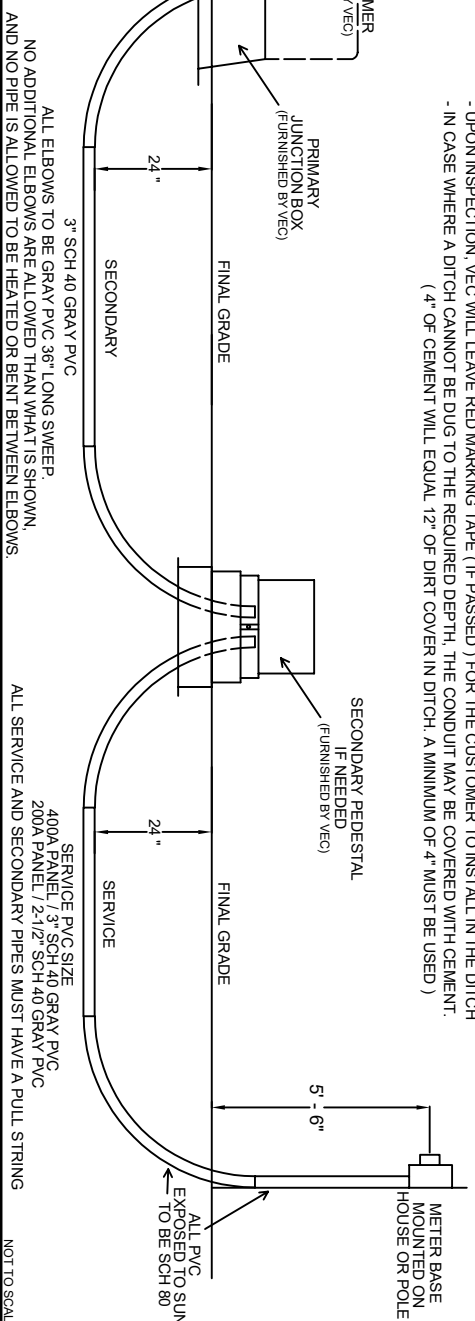
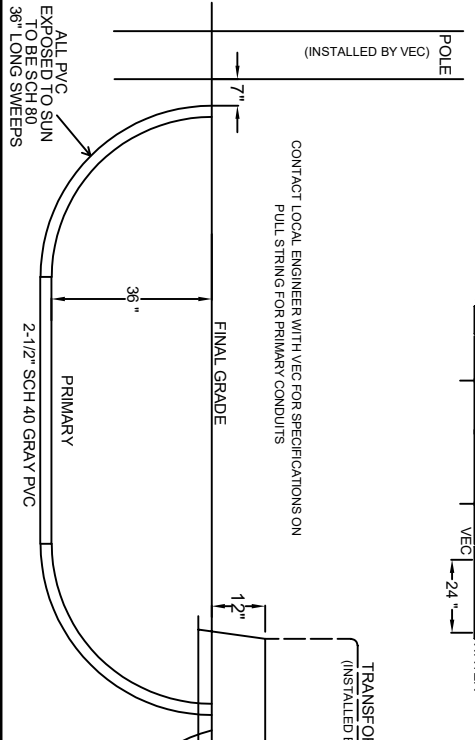
**PRIMARY DITCH OPTIONS**



**DITCH PVC CONDUIT SPECIFICATIONS AND MEMBER RESPONSIBILITIES:**

- DIGGING ALL DITCHES AND INSTALLING ALL PVC CONDUITS
- INSTALLING ALL PRIMARY JUNCTION BOXES AND/OR SECONDARY PEDESTALS
- ALL PRIMARY JUNCTION BOXES AND SECONDARY PEDESTALS MUST BE SIGNED FOR AND PICKED UP BY CUSTOMER AT VEC OFFICE
- ALL PRIMARY JUNCTION BOXES AND SECONDARY PEDESTALS MUST BE LEVEL
- DO NOT BACK FILL DITCHES, BOXES OR PEDESTALS WITH ROCKS AND/OR DEBRIS
- ALL BACK FILL AROUND AND UNDER BOXES AND PEDESTALS MUST BE FULLY SUPPORTED AND COMPACTED
- ALL DITCHES, BOXES AND PEDESTALS MUST BE INSPECTED BEFORE ANY BACK FILL CAN TAKE PLACE
- UPON INSPECTION, VEC WILL LEAVE RED MARKING TAPE (IF PASSED) FOR THE CUSTOMER TO INSTALL IN THE DITCH
- IN CASE WHERE A DITCH CANNOT BE DUG TO THE REQUIRED DEPTH, THE CONDUIT MAY BE COVERED WITH CEMENT (4" OF CEMENT WILL EQUAL 12" OF DIRT COVER IN DITCH. A MINIMUM OF 4" MUST BE USED)

CONTACT LOCAL ENGINEER WITH VEC FOR SPECIFICATIONS ON PULL STRING FOR PRIMARY CONDUITS



**UNDERGROUND INSTALLATION GUIDELINES FOR PRIMARY AND SECONDARY FOR RESIDENTIAL SERVICES**